

User Guide

Security (Admin) v3.0.1



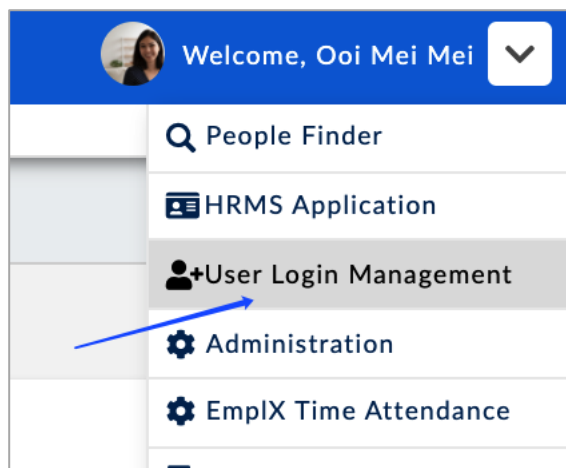
Contents

Security (Admin)	2
1. How to reset the secret key for 2FA	2

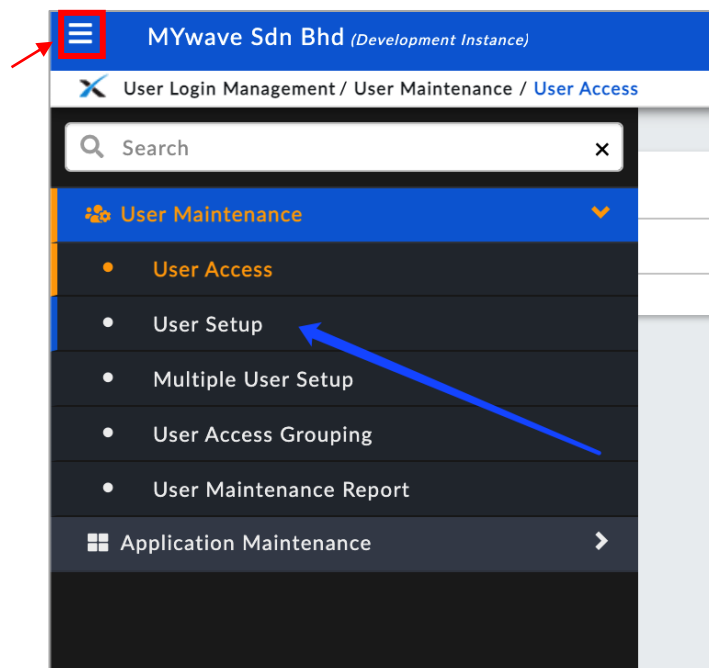
Security (Admin)

1. HOW TO RESET THE SECRET KEY FOR 2FA

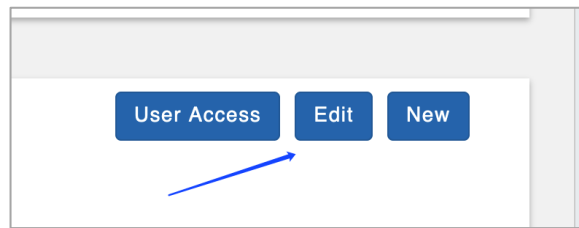
1. After login successfully, click the top right arrow and click "User Login Management".



2. Click "User Setup" in the module list from the left sidebar.



3. Select the employee from the name list and click "Edit"



4. The "Reset two-factor secret key" button is shown at the bottom of the page as below. Click to reset the secret key for the employee.

miwave ERP CRM

Name of Company: MY007- James

Name: MY007- James

☒ All ☐ Active ☐ Disabled

Personal Information

Employee Name: List All Search

Employee No.: MY0007

Name: James

Login ID: james@mi6.my

Country: Malaysia

Phone:

Email: james@mi6.my

Group Access: User

Effective Date: 2021-04-12

Disable Date:

Account Management

Reset user password Reset Password

Reset two-factor secret key Reset two-factor secret key

Save Cancel