



## Release Notes

**Release Date: 20 May 2022**

To leave feedback, please email to [support@mywave.biz](mailto:support@mywave.biz)

---

MYwave takes care to ensure that the information in this document is accurate, but MYwave does not guarantee the accuracy of the information or that use of the information will ensure correct and faultless operation of the service to which it relates. MYwave, its agents and employees, shall not be held liable to or through any user for any loss or damage whatsoever resulting from reliance on the information contained in this document.

Nothing in this document alters the legal obligations, responsibilities or relationship between you and MYwave as set out in the contract existing between us.

Information in this document, including URL and other Internet Web site references, is subject to change without notice.

This document may contain screenshots captured from a standard EMPLX system populated with fictional characters and using licensed personal images. Any resemblance to real people is coincidental and unintended.

# Contents

<b>Release Notes Summary</b>	<b>1</b>
<b>Emplx GPS Attendance</b>	<b>2</b>
New Go to form & Cancel button on Check in/out page <i>New</i>	2

## Release Notes Summary

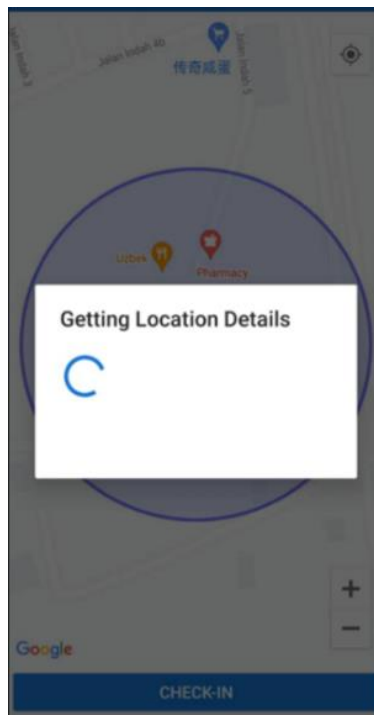
Feature	Release Type	Setup Required	User Guide	Contact Support	Admin Access	Supervisor Access	User Access
<b>Emplx GPS Attendance – Time GPS</b> <ul style="list-style-type: none"><li>Go To Form &amp; Cancel Button on Check In/Out Page <sup>New</sup></li><li>Emplx Time Attendance Settings</li></ul>	Enhancement	–	–	–	√	√	√

# Emplx GPS Attendance

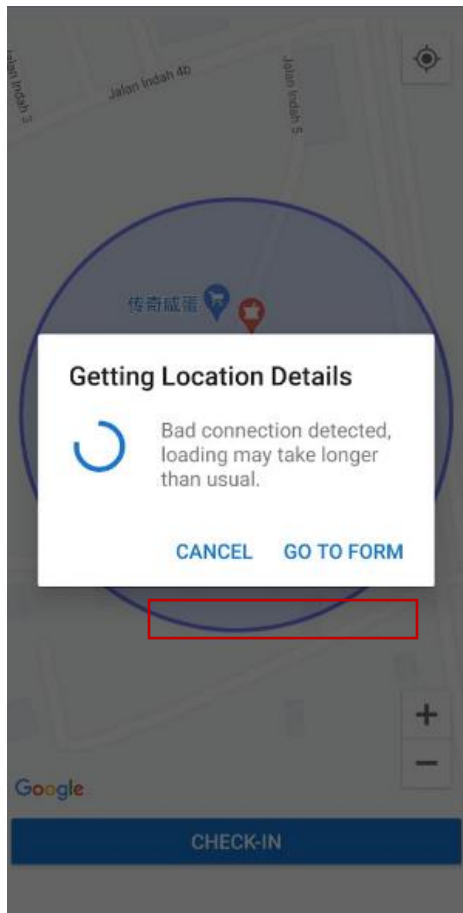
## Go To form & Cancel Button on Check In/Out Page *New*

Go To Form & Cancel button has been added to Check In/Out Page. User will now be able to manually input location when having bad internet connection. The option will appear when the mobile app has detected the screen is loading for long time.

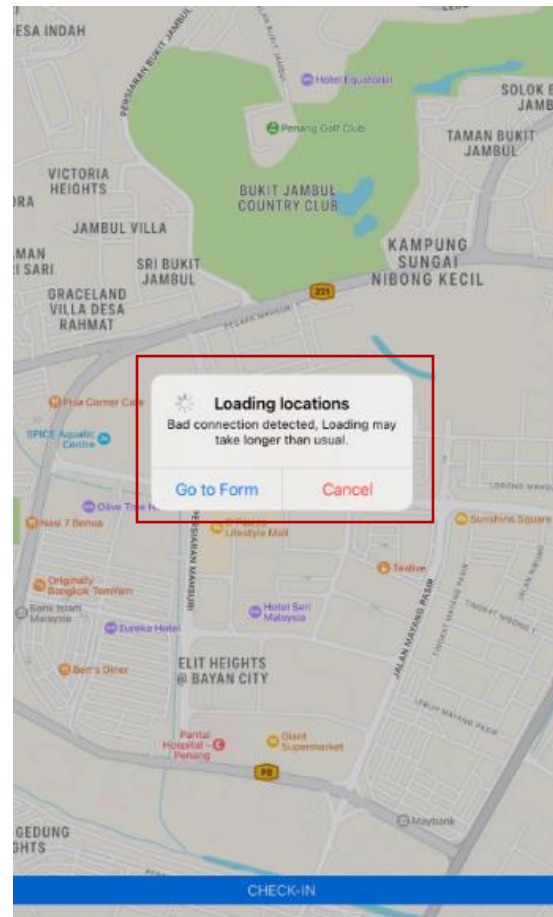
Before:



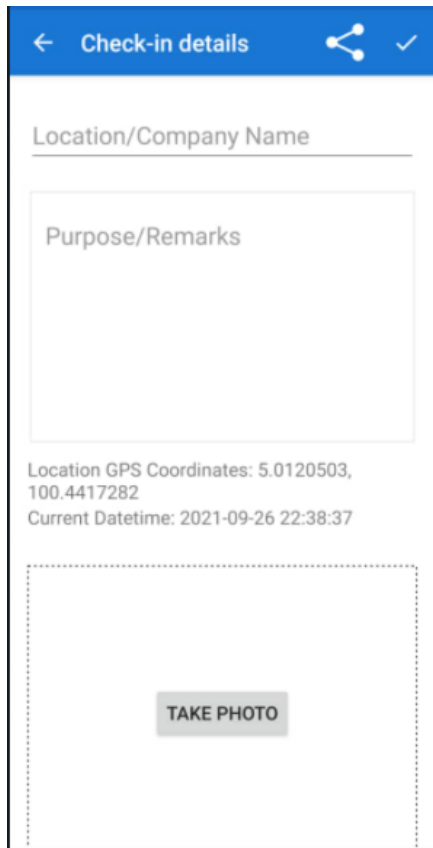
After:  
Android version



iOS version



Go to Form:  
Android version



The Android version of the 'Check-in details' form features a blue header bar with a back arrow, the title 'Check-in details', a share icon, and a checkmark. Below the header, there is a text input field for 'Location/Company Name'. A large text area for 'Purpose/Remarks' is positioned below the input field. At the bottom of the form, the 'Location GPS Coordinates' are displayed as '5.0120503, 100.4417282', and the 'Current Datetime' is '2021-09-26 22:38:37'. A dashed rectangular box at the very bottom contains a 'TAKE PHOTO' button.

iOS version



The iOS version of the 'Check-in details' form has a white header bar with a blue 'Back' button, the title 'Check-in details', a share icon, and a blue 'Done' button. The form contains a text input field for 'LOCATION/COMPANY NAME' with the value 'Penjiwell Discus Enterprise'. Below this is a text area for 'Purpose/Remarks'. The 'Location GPS Coordinates' are shown as '5.3880706770683355, 100.27585748160305', and the 'Current Datetime' is '2021-06-24 17:28:32'. A solid black horizontal line is located at the bottom of the screen.

# EmplX Time Attendance Settings

Tooltip has been added to EmplX Time Attendance Settings to inform user that they may not be able to sign in when having bad internet connection.

Before:

Location

Approval

Settings

Settings

Map Radius

1

metre(s)

Max Attendance Sync Periods

3

day(s)

Map Listing Method

1 - Google Maps + Company Locations

Camera Capture Feature

On

Off

☒ Required on checking in

Manual User Input Locations

Allow

Deny

Check In Reminder

Yes

No

Check Out Reminder

Yes

No

Break Time Reminder

Yes

No

Approval Required for Input Locations

Yes

No

There are still locations pending approval.  
You may approve all the locations in Approval tab to turn this off.

After:

Location

Approval

Settings

Settings

Map Radius

1

metre(s)

Max Attendance Sync Periods

3

day(s)

Map Listing Method

1 - Google Maps + Company Locations

Camera Capture Feature

On

Off

☒ Required on checking in

Manual User Input Locations

Allow

Deny

User may not able to check in when having bad connection.

Check In Reminder

Yes

No

Check Out Reminder

Yes

No

Break Time Reminder

Yes

No

Approval Required for Input Locations

Yes

No

There are still locations pending approval.  
You may approve all the locations in Approval tab to turn this off.