



## Release Notes

**Release Date: 13 January 2023**

To leave feedback, please email to [support@mywave.biz](mailto:support@mywave.biz)

---

MYwave takes care to ensure that the information in this document is accurate, but MYwave does not guarantee the accuracy of the information or that use of the information will ensure correct and faultless operation of the service to which it relates. MYwave, its agents and employees, shall not be held liable to or through any user for any loss or damage whatsoever resulting from reliance on the information contained in this document.

Nothing in this document alters the legal obligations, responsibilities or relationship between you and MYwave as set out in the contract existing between us.

Information in this document, including URL and other Internet Web site references, is subject to change without notice.

This document may contain screenshots captured from a standard EMPLX system populated with fictional characters and using licensed personal images. Any resemblance to real people is coincidental and unintended.

# Contents

<b>Release Notes Summary</b>	<b>1</b>
<b>E-Pay</b>	<b>2</b>
Indonesia Tax Form 1721 – Admin Mode <sup>New</sup>	2
Indonesia Tax Form 1721 – User Mode <sup>New</sup>	4

## Release Notes Summary

Feature	Release Type	Setup Required	User Guide	Contact Support	Admin Access	Supervisor Access	User Access
<b>E-Pay</b> <ul style="list-style-type: none"><li>Indonesia Tax Form 1721 – Admin Mode <i>New</i></li><li>Indonesia Tax Form 1721 – User Mode <i>New</i></li></ul>	Enhancement	–	√	–	√	–	√

## Indonesia Tax Form 1721 – Admin Mode <sup>New</sup>

A new page, **Form 1721 (Admin)**, has been added to EmplX system to allow admins to perform maintenance of Form 1721 records for employees. Navigate to **Form 1721 (Admin)** under **E-Pay** module to access the screen.




### Upload:


Under the **Upload** tab, admins can upload pdf file of Form 1721 for their employees.

 A screenshot of the 'Upload (Admin)' web interface. At the top, there are two icons: a green 'Upload' icon (highlighted with a red box) and a blue 'Upload Summary' icon. Below the icons is a header bar labeled 'Upload (Admin)'. The main content area contains a 'Tax Year' dropdown menu, an 'Upload File' button with a file icon, and a message box that says 'Please select tax year to upload form 1721.'

## Upload Summary:

In the Upload Summary tab, admins can view the status of uploaded pdf files and release them to employees for viewing.







  
Upload

  
Upload Summary

Upload Summary (Admin)

EditDelete

Selected 0 record(s)

	Release Status	Employee No.	Employee Name	ID	Tax Year	File Name	Modified Date	Action
	Filter	Filter	Filter	Filter	Filter	Filter	Filter	
<input type="checkbox"/>	Not Release	01-0101	...	2216012312920113	2022	2216012312920113_01-0101.pdf	2023-01-05 09:32:29	 
<input type="checkbox"/>	Release	03-0123	...	3135620812929908	2022	3135620812929908_03-0123.pdf	2023-01-04 01:35:08	 
<input type="checkbox"/>	Release	02-0007	...	1509233312940255	2022	1509233312940255_02-0007.pdf	2023-01-04 01:38:36	 

Show 10 entries

Showing 1 to 3 of 3 entries

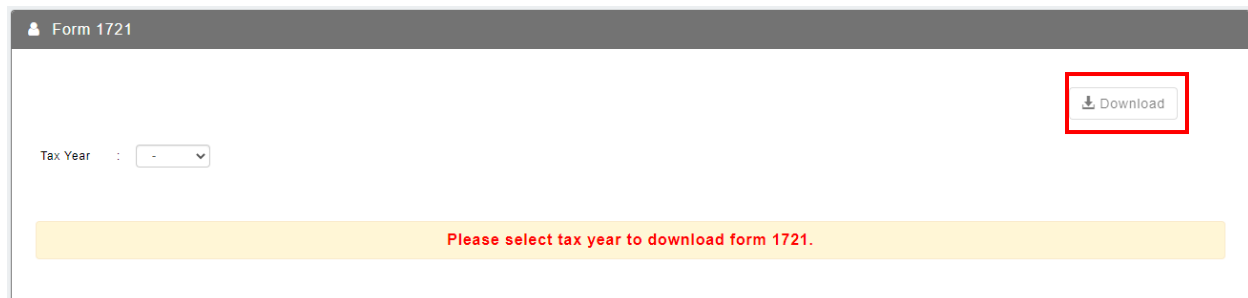
< 1 >

## Indonesia Tax Form 1721 – User Mode <sup>New</sup>

A new page, **Form 1721**, has been added to EmplX system to allow employees to view and download their respective tax forms. Navigate to **Form 1721** under **E-Pay** module to access the screen.



Employees can view and download their Form 1721 by selecting the tax year and clicking on the **Download** button

A screenshot of a web application interface titled 'Form 1721' in a grey header bar. The main content area is white. In the top right corner, there is a button with a download icon and the text 'Download', which is highlighted with a red rectangular box. On the left side, there is a label 'Tax Year' followed by a colon and a dropdown menu. Below these elements is a yellow rectangular banner with the text 'Please select tax year to download form 1721.' in red.