


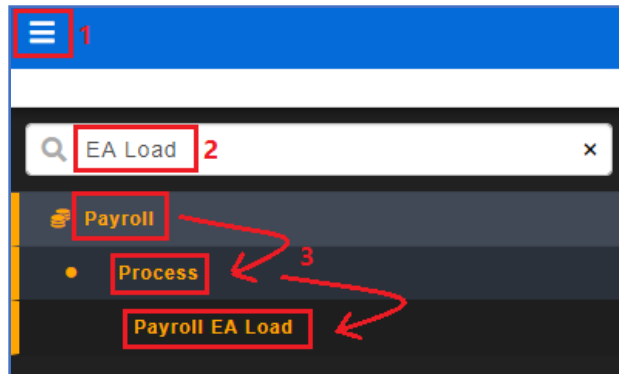
User Guide

HOW TO PROCESS EA LOAD



HOW TO PROCESS EA LOAD

1. Click on  at the top left side, you can search the EA Load.
2. **OR** click on Payroll -> Process -> **Payroll EA Load**.




3. Go to **[EA Setup]** tab.
4. Select **EA Year***: [Eg: **2016**] **Latest EA Form template that had announced by the Government.*
5. Check and ensure that all the Tax related Formula Code(s) have been assigned to the EA Category accordingly.
6. Click **"Edit"** to include/remove the Formula Code(s) from the assignment.

HRMS Application **Payroll / Process / Payroll EA Load**

EA Load Log Report **EA Setup**

Record(s)

EA Year  2016


** Any negative value in Section B will change to 0.

EA Code	EA Description	Formula Code	Action
B			
b001	Gaji Kasar	PAID_LEAVES REGULAR Unpaid_leave	Edit
b101	Bonus	BONUS	Edit
b101_yr1	Ganjaran Tempoh Mula		Edit
b101_yr2	Ganjaran Tempoh Tamat		Edit
b102i	Elaun	INCENTIVE	Edit
b102_desc	Elaun Penyata		Edit
b102ii	Cukai Pendapatan		Edit
b103i	ESOS		Edit
b103	Ganjaran		Edit
b103ii	Manfaat berupa barangan		Edit
b103ii_desc	Manfaat berupa barangan Penyata		Edit
b003	Nilai Tempat Kediaman		Edit
b003_desc	Nilai Tempat Kediaman Penyata		Edit

7. Click **"Save"** to save the changes.

EA Load Log Report **EA Setup**

Record(s)

EA Year  2016

** Any negative value in Section B will change to 0.

EA Code	EA Description	Formula Code	Action
B			
b001	Gaji Kasar	[DEL] PAID_LEAVES [DEL] REGULAR [DEL] Unpaid_leave	<div> <input type="checkbox"/> BONUS <input type="checkbox"/> INCENTIVE <input checked="" type="checkbox"/> PAID_LEAVES <input checked="" type="checkbox"/> REGULAR <input checked="" type="checkbox"/> Unpaid_leave <input type="checkbox"/> ADDITIONAL_EPF <input type="checkbox"/> ... </div> Save Cancel
b101	Bonus	BONUS	Edit
b101_yr1	Ganjaran Tempoh Mula		Edit
b101_yr2	Ganjaran Tempoh Tamat		Edit

- ### Method 1:

- HRMS Application / Payroll / Process / Payroll EA Load

EA Load Log Report EA Setup

REMINDER
Each employee requires only 1 EA form, as stated by the new requirements by LHDN. As such, duplicated employee profiles with the **same IC number are now merged into 1 EA form**. Please take note of this going forward. (This is applicable to Malaysian employees only.)

EA Year: 2023 EA Template Duplicate Employee Profiles Template

EA Input File (.csv): Browse... No file selected.

Upload and process EA

File size must not exceed 3MB

- [illegible]

- ## Upload and process EA

- 2

HRMS Application / Payroll / Process / Payroll EA Load

EA Load Log Report EA Setup

REMINDER

Each employee requires only 1 EA form, as stated by the new requirements by LHDN. As such, duplicated employee profiles with the same IC number are now merged into 1 EA form. Please take note of this going forward. (This is applicable to Malaysian employees only.)

EA Year: 2023 EA Template Duplicate Employee Profiles Template

EA Input File (.csv): Browse... No file selected.

Upload and process EA File size must not exceed 3MB

Process EA without file upload

14. Once done uploaded will prompt a message that saying the 'File is Valid, and was successfully uploaded'.

HRMS Application / Payroll / Process / Payroll EA Load

EA Load Log Report EA Setup

File is valid, and was successfully uploaded
32 Employee(s) of 1664 Record(s) has been uploaded.

REMINDER

Each employee requires only 1 EA form, as stated by the new requirements by LHDN. As such, duplicated employee profiles with the same IC number are now merged into 1 EA form. Please take note of this going forward. (This is applicable to Malaysian employees only.)

EA Year: - EA Template Duplicate Employee Profiles Template

EA Input File (.csv): Browse... No file selected.

Upload and process EA File size must not exceed 3MB

Process EA without file upload

Method 2:

15. Click on "Process EA without file upload": allow user to process employees' EA Form without download and upload the excel file which is directly based on the setup and data captured in the system.

HRMS Application / Payroll / Process / Payroll EA Load

EA Load Log Report EA Setup

REMINDER

Each employee requires only 1 EA form, as stated by the new requirements by LHDN. As such, duplicated employee profiles with the same IC number are now merged into 1 EA form. Please take note of this going forward. (This is applicable to Malaysian employees only.)

EA Year: 2023 EA Template Loading

EA Input File (.csv): Browse... No file selected.

Upload and process EA File size must not exceed 3MB

Process EA without file upload

